



 **MARREL**
FOREVER HIGHER SINCE 1919

A FASSI GROUP COMPANY



AMPLIROLL®
Hooklift



SUMMARY

OUR AMPLIROLL®

HIGH AL14 -> AL28	4-9
FLEX AL6 -> AL12	10-11
URBAN AL3PA -> AL5	12-13

OUR SERVICES

PRE-STUDY TRAINING & FOLLOW-UP SPARE PARTS MARREL NETWORK	14-15
--	-------	-------

AMPLIROLL® HOOKLIFT ASSETS

POWER

Unmatched lifting capacity, thanks to Marrel's exclusive tilting frame.

VERSATILITY

A wide range to cover every application and industry.

RELIABILITY

Robust and durable design for optimized maintainability.

Ampliroll® Range

A solution for every market



Municipalities - SMEs



Waste Management



Construction



Agriculture

HIGH
14T > 28T

FLEX
6T > 12T

URBAN
3T > 5T

Chassis GVW
7.5 to 19T

Chassis GVW
3.5 to 10T


Chassis GVW
26T

Chassis GVW
15 to 19T

Chassis GVW
32T (AL22 > AL28)
Chassis GVW
26T (AL14 > AL22)

Chassis GVW
26T (ALBA)

Chassis GVW
26T (ALBA)



The range that combines **reliability, performance, ergonomics** and **versatility**. Its robust, ingenious design guarantees easy handling in any situation.

Equipment	Lifting capacity	Available lengths	GVW
AL14	14 T	S40 to S58	15 to 19 T
AL16	16 T	S40 to S58	15 to 26 T
AL18	18 T	S40 to S58	26 T
AL20	20 T	S44 to S68	26 to 32 T
AL22	22 T	S44 to S68	26 to 32 T
AL24	24 T	S49 to S68	26 to 32 T
AL26	26 T	S49 to S68	26 to 32 T
AL28	28 T	A56 - A58	26 to 32 T

Why choose the HIGH range ?

Telescopic
Jib



It's the partner of choice for waste management and construction professionals.

Ideal for large trucks up to 32T GVW to handle boxes from 3700 to 8000 mm (depending on model).



AMPLIROLL® HIGH

AL14 > AL28



AL26

This equipment, one of the most powerful in our range, is one of our best-sellers. It can be customised with a wide range of options and accessories.

ERGONOMICS

Discover the **AMPLI'DRIVE** packs: five controls (pneumatic, electric or radio) and two directional valves to choose to cover every application.

PERFORMANCE


Choose the optional **SOFT POWER** distribution group with proportional movement for optimum performance and ease of use.

Discover our Ampliroll®
HIGH range





Telescopic &
Articulated Jib
(PA range)



The **telescopic and articulated jib**, combined with the Marrel exclusive tilting frame, results in a reduced loading angle by up to 10° for maximum efficiency.

Equipment	Lifting capacity	Available lengths	GVW
AL14PA	14 T	S44 to S58	15 to 19 T
AL16PA	16 T	S44 to S58	15 to 26 T
AL18PA	18 T	S44 to S58	26 T
AL20PA	20 T	S48 to S68	26 to 32 T
AL22PA	22 T	S48 to S68	26 to 32 T
AL24PA	24 T	S49 to S68	26 to 32 T
AL26PA	26 T	S49 to S68	26 to 32 T
ALBA20PA*	20T	A50 - A53 - A56	26 T

*Also available with a telescopic jib (see technical documents).

Why choose the HIGH range ?

Telescopic
& Articulated Jib



This is a variation on the standard HIGH range, with an articulated telescopic jib. Ideal for professionals in the environmental, construction and agricultural sectors.

Ideal for large trucks up to 32T GVW to handle boxes from 3700 to 8000 mm (depending on model).



AMPLIROLL®
HIGH
AL14PA > AL26PA



AL20PA

This equipment combines manoeuvrability and performance thanks to its 20T lifting capacity and articulated jib, making it easier to pick up boxes.

PRODUCTIVITY

Easy loading thanks to the **articulated jib**, which reduces the angle required. Ideal range for containing easily dispersible materials when loading boxes.

ADAPTABILITY

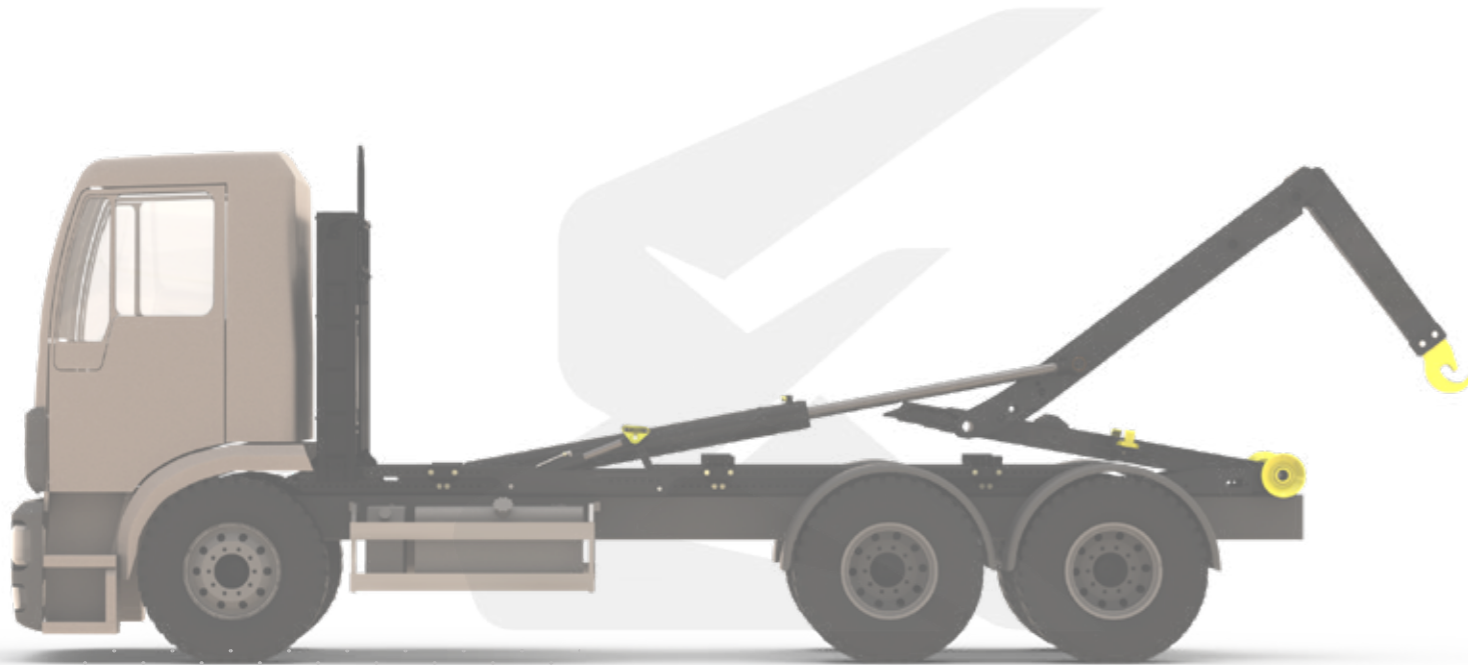

Flexibility in all circumstances thanks to the optimised approach angle: less constraints when loading in areas with restricted height or inside buildings.

Discover our Ampliroll®
HIGH range



AMPLIROLL® HIGH

LP
RANGE



The **AMPLI^{DRIVE}-LP** range increases your productivity by giving you additional available space thanks to its 195-mm working height. Lifting capacity remains unmatched, and is maximised thanks to the integrated boosters.

Equipment	Lifting capacity	Available lengths	GVW
AL18LP*	18 T	S49 to S61	26 T
AL20LP*	20 T	S49 to S61	26 T
AL22LP*	22 T	S49 to S61	26 T
AL24LP*	24 T	S49 to S61	26 T

*Also available with a telescopic and articulated jib - PA (see technical documents).

Why choose the HIGH range ?

Telescopic or
Telescopic &
Articulated jib

LP
RANGE

Specially designed with a working height of 195 mm.

Ideal for large trucks with GVW up to 32T to handle boxes from 4500 to 7300 mm (depending on model).



AMPLIROLL® HIGH AL18LP > AL24LP



AL24LP

With a lifting capacity of 24T, the AL24LP combines power and efficiency. It is available in two versions: telescopic jib or telescopic and articulated jib.

EFFICIENCY

Supplied as standard with **FIT DRIVE controls** and **SOFT POWER distribution pack** for maximum performance.

VERSATILITY

The **widest range available** on the market, with a choice between telescopic or telescopic and articulated jibs, with lengths from 49 to 61.

Discover our Ampliroll®
HIGH range





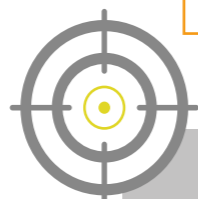
The FLEX range **adapts to every type of loads** and guarantees **efficient on-field performance**. Its optimal dimensions, combined with its robustness, make it a reliable equipment for everyday use.

Equipment	Lifting capacity	Available lengths	GVW
AL6	6 T	A29 - A32 - A33 - A34	7.5 to 10 T
AL8	8 T	A34 to A41	9 to 15 T
AL10	10 T	A34 to A41	9 to 15 T
AL12	12 T	A37 to A46	15 to 19 T

Why choose the **FLEX** range ?

The right choice between performance and adaptability for lifting capacities ranging from 6 to 12T.

Ideal for light trucks with a GVW of 7.5 to 19T (depending on model).



COMFORT

Optimum range for a variety of daily tasks thanks to the intermediate size of the equipment, the lifting power and the ease of use.

AMPLIROLL® FLEX AL6 > AL12



AL10

With its 10T lifting capacity and Marrel exclusive tilting frame, the AL10 will be your best partner in your daily tasks.




VERSATILITY

Range **adapted to a many loads possibilities** - from the most compact to the most specific one - for boxes between 2700-5800 mm.

Discover our Ampliroll®
FLEX range



AMPLIROLL® URBAN



The Ampliroll® that **brings versatility** to light straight trucks thanks to its low weight and great manoeuvrability.

Equipment	Lifting capacity	Available lengths	GVW
AL3PA	3 T	A26 - A28 - A30	up to 5.5 T
AL4	4 T	A26 to A36	up to 7.5 T
AL5	5 T	A26 to A40	7.5 to 10 T

Why choose the URBAN range ?

Designed for tradesmen, SMEs and local municipalities to load boxes from 2300 to 4900 mm.

Suitable for light commercial vehicles (LCVs) and trucks up to 10T GVW (depending on model).



AMPLIROLL® URBAN AL3PA > AL5



AL3PA

The smallest model of our range. It adapts to your daily needs, thanks to its articulated jib enabling to benefit from a reduced loading angle.

Its asset:
The 1060-850 mm track width (option)

COMPACTNESS

Ideal range **for urban areas** thanks to its sleek design, low weight and optimized load space.

EFFICIENCY

A **lifting capacity and load unmatched ratio** for maximum productivity.

Discover our Ampliroll®
URBAN range





OUR SERVICES



PRE-STUDY

Our research engineers take pre-sales actions with our distributor partners to study, define and conceive the most adapted solution to each need. Our aim is clear: to offer turnkey solutions adapted to jobs usages.



TRAINING & FOLLOW-UP

At every stage in the product's life, we offer dedicated sales and technical training, both face-to-face and remote.



SPARE PARTS

Our department is committed to ensuring that the spare parts requested are available within 24 hours (working day). This quick response is made possible by our on-site stock of almost 15,000 references.



MARREL NETWORK

We are present in over 60 countries across the world, thanks to the international network of distributors of the FASSI GROUP.



Find out more about our solutions & expertise

MARREL.COM



© MARREL

42 avenue de Saint-Étienne
42161 Andrézieux-Bouthéon Cedex
FRANCE

+33 (0)4 77 36 28 28



MARREL
FOREVER HIGHER SINCE 1919

A FASSI GROUP COMPANY

